


ES-210

The bottom-left corner of the page features a decorative graphic composed of several overlapping geometric shapes. A large, dark gray triangle points upwards from the bottom-left corner. Overlapping its right side is a lighter gray triangle pointing downwards from the top-left. At the bottom-most point, there is a small, dark gray triangle pointing upwards.

# 欢迎使用

---

PENTAIR  
PENTAIR

PENTAIR( ) EVERPURE( )



# 1. 安全提示

---

- 

- 

- 

- 

- 

- 100%

- 

0

- 

- 

- 

- 

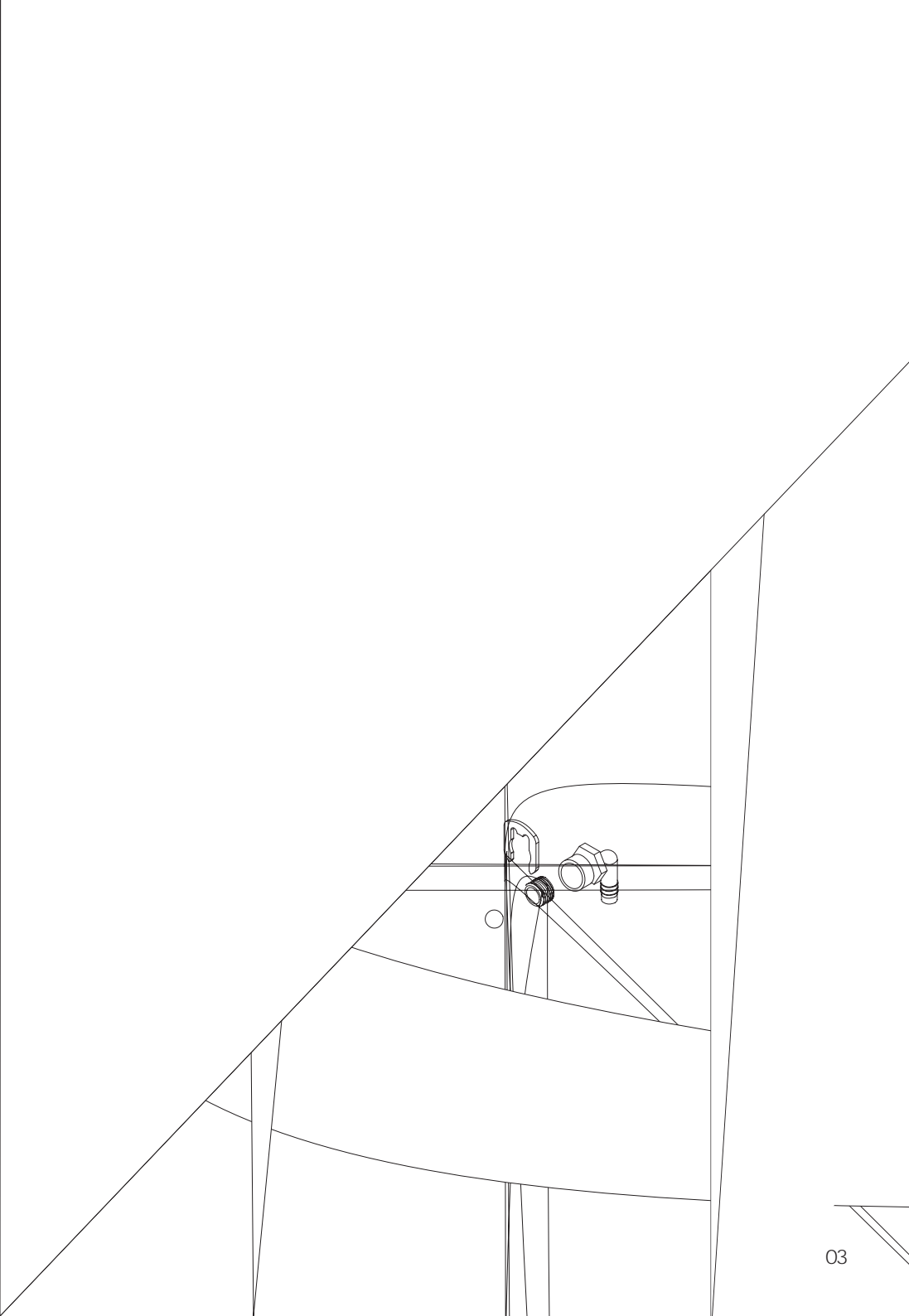
- 

- 

- 

2-49

-



# 3. 产品介绍

## 3.1 产品用途

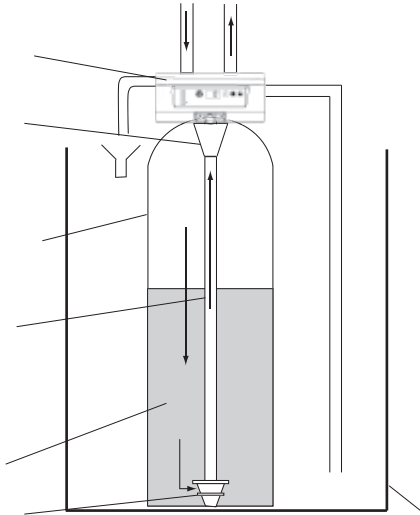
---

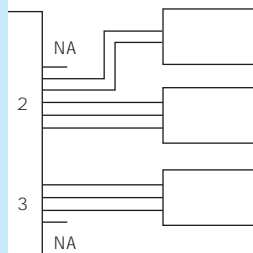
— 2001

## 3.2 原理图

### 3.2.1

---





### 3.3 技术参数

	ES-210
/	3/4" (25mm)BSPT
	0.14 0.35MPa
	0.9m <sup>3</sup> /h
	1.5m <sup>3</sup>
	8000m <sup>3</sup>
	2001
	12L
	10kg
	220V-50Hz
	8W
	4 38
	2 49
* *	500*280*510mm
	1/2" (12.7mm)
	3/8" (9.5mm)

### 3.4 主要成分或部件

---

		/			
1		0.6-0.8mm		12L	10
2		250mm 400mm		1	10
3		25L		1	10
4		222mm × 222mm × 119mm	+	1	10
5		25mm	PVC	1	10
6		25	ABS	1	10
7		25	ABS	1	10

## 4. 安装说明

### 4.1 安装注意事项

---

•

•

- a). 55cm × 30cm
- b). 66cm
- c). 40-160cm

d). 10.2cm

e). / 220V-50Hz

f). 8W

g). 2m

h).

j). 4°C 38°C

k). 0.14MPa 0.35MPa

•

2°C 49°C

•

•

40-160cm

10cm

•

•

0.14 0.35MPa

•

•

•

•

10

•

Y

•

6m

•

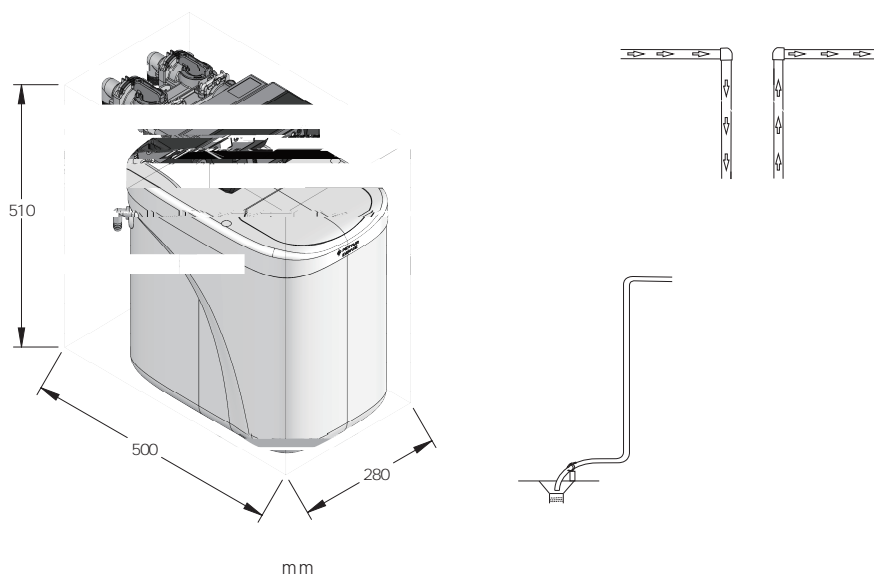
## 4.2 安装准备

---

工具准备:

## 4.3 安装示意图

---



## 4.4 安装步骤

### 4.4.1

---



**接入接头前注意：**

- 0
- 100% 0

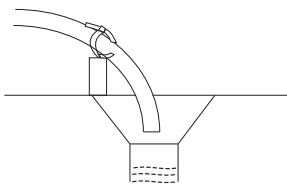
**需移除卡夹时：**

- 
- 
- 

4.4.2

---

- 
- 
- 
- 
- 
-



#### 4.4.3

---


- 1/2"
- 



#### 4.4.4

---

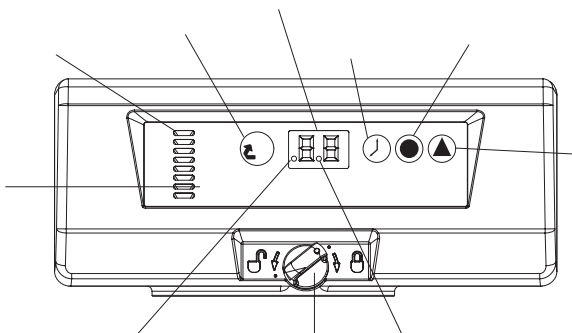
5



## 5. 使用说明

### 5.1 调试及设置

#### 5.1.1



#### 5.1.2



0 23



0.20kg 6.0kg

0.20kg 1.0kg 0.05kg

1.0kg 3.0kg 0.1kg

3.0kg 6.0kg 0.5kg



0.40 9.5m<sup>3</sup>

0.4m<sup>3</sup> 1.0m<sup>3</sup> 0.05m<sup>3</sup> 12

1.0m<sup>3</sup> 3.0m<sup>3</sup> 0.1m<sup>3</sup> 20

3.0m<sup>3</sup> 5.0m<sup>3</sup> 0.2m<sup>3</sup> 10

5.0m<sup>3</sup> 9.5m<sup>3</sup> 0.05m<sup>3</sup>(10

5

5.1.3

---



2 00)



3

--

5.1.4

---



3

1. " C1"



" C2"

2. 2 3

3. 2 3




4. 2 3




3

## 5.1.5

---

4

1.   3  
 2. " u"  
 3.   
 4. 5

1.   3 " 0"  
 2. " u"  
 3.  " u0"  
 4. 5 1  
 5. 1-4

u1	
u2	
u3	
u4	
u0	

## 5.1.6

---

  3








- 0=  
 0.3= 8  
 0.5= 12  
 1-30=

5.1.7

---

- Err3
- u1 0.6kg

ES-210	
ppm	T
50	8.00
100	4.00
150	2.67
200	2.00
250	1.60
300	1.33
350	1.14
400	1.00
450	0.89
500	0.80
550	0.73
600	0.67
650	0.62
700	0.57
750	0.53
800	0.50
kg	0.6

- 4-5L
- " "
-  3 [ ] C1 1/4
- ,
-   C2
-  

C7



5.1.8

---

/

## 5.2 使用方法

---

" "

<0.3mg/L

<3NTU

0.14MPa

0.6MPa

220V-50Hz

8

8

8

1.5



3

30



4



5



H2

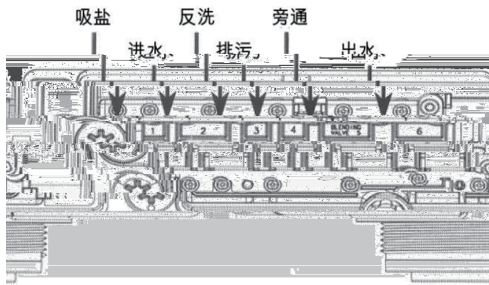
H1		
H2		/
H3		
H4	200	9,999 65,535
H5		
A0	0	
A1	1	
A2	2	
A3	3	
A4	4	
A5	5	
A6	6	

- 

- 

-





Err 1		Err 1
Err 3	Err 3	1. 2.
	5	1. 2.

# 6. 保修服务

## 6.1 保修卡



# 保 修 卡

1

1

2

3

4

- 
- 
- 
- 
- 
- 
- 

5

6

7

8

800-820-6671


400-820-6671

09:00-19:00









371

215011

800-820-6671

400-820-6671

[www.pentairwater.cn](http://www.pentairwater.cn)

MPMA003\_A